



DELTA T SYSTEMS

The True Measure of Temperature Control

Delta T Systems Eco Series Temperature Control Unit Upright Unit - Technical Specifications

DOE 2020 Efficiency Compliant Pumps

This new pump design is compliant with the DOE Energy Conservation Standards. These pumps produce higher outputs measured in flow and pressure compared to the existing design. In addition, the energy consumption is significantly reduced.

Heating and Cooling

The standard 2 tank design allows for a maximum of 72KW heating in this compact cabinetry. Alternatively, the second tank could be used for a water to water heat exchanger for indirect cooling.

Low Maintenance combined with High Reliability

The unit also has the following safety features built in: a bi-metal switch that protects the heater from overheating, circuit protection for the motor, high temperature pump seal and a dry run protection for the heater.

Other Design Improvements and Material Considerations

A judicious set of design improvements and material selections makes the new generation of temperature control units less susceptible to traditional maintenance problems, and easier to maintain.

- Industrial strength frame and cabinetry
- Lift off panels on the side for easy access
- IEC compliant components
- Compact heater design which allows for higher capacity on a smaller footprint





DELTA T SYSTEMS

The True Measure of Temperature Control

Standard Equipment Features

- 9 to 72 KW Heater
- 250°F (121°C) Fluid Operating Temperature
- Microprocessor-Based PID Controller
- Motor Overload Protection
- Over Temperature Protection
- Low Water Pressure Protection
- High Pressure Safety Relief Valve Protection
- Liquid-Filled Delivery and Return Pressure Gauges
- Fused Transformer
- Grounded Circuit Control
- Pilot Lights indicating Separate Functions of Use
- Rugged, Heavy Gauge Sheet Metal Cabinet
- 3" Industrial-Grade Casters, swivel and lockable
- Ease of Service Design
- NEMA 1 Electrical Specifications & Wiring in Conformance with NEC Electrical Codes
- Automatic Venting
- Solid State Heating Contactor

Optional Features

- Operating Temperature up to 300°F (149°C)
- 50 and 60 Hz
- 208, 230 and 460V
- Remote Start/Stop
- Remote Sensor input
- Water to Water Heat Exchanger for indirect cooling
- Stacked Units
- NFPA 79 electrical safety standards
- NEMA Classifications: 3, 4, 4X, 7 and 12 rated enclosures
- Customer-Preferred Controllers
- Audible or Visual Alarms
- Larger Solenoid Valves
- Electrical Main Disconnect
- Multiple Zones in a Cabinet or Open Frame



DELTA T SYSTEMS

The True Measure of Temperature Control

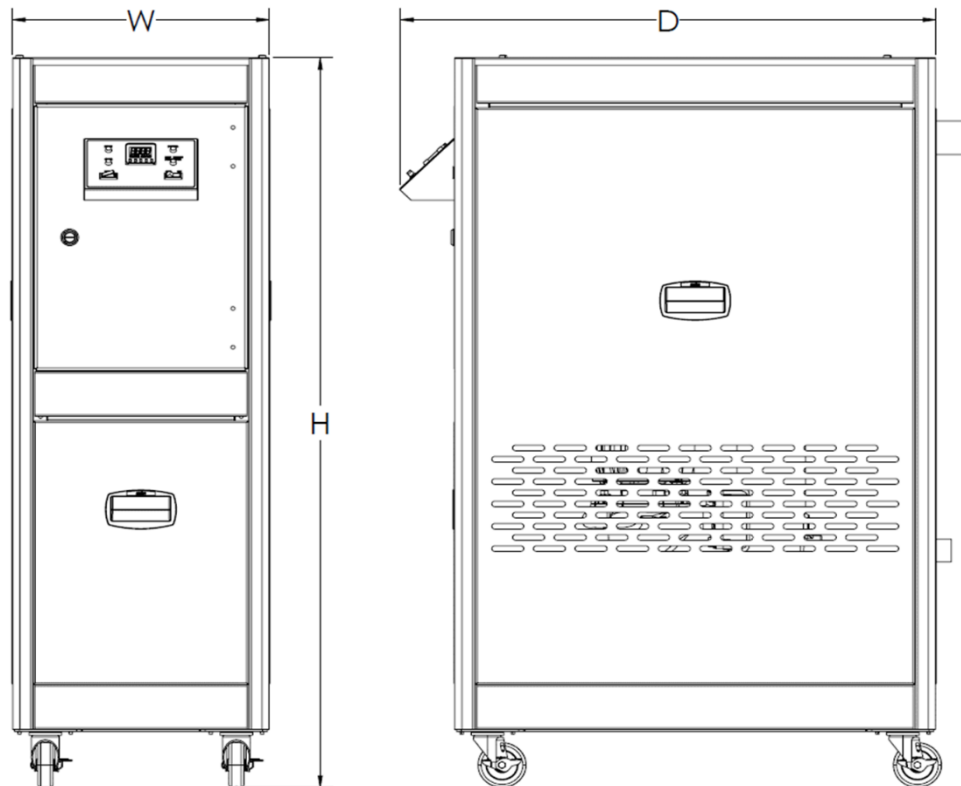
Model	Heating Capacity (KW)	Pump Size (HP)	Minimum Circuit Ampacity			Dimensions (in)			Shipping Weight (lbs)
			460V	230V	208V	Height	Width	Depth	
EUW-09C	9	3/4	15.8	31.5	35.5	49.1	16.0	34.9	379
EUW-12C	12	3/4	20.3	40.5	51.1	49.1	16.0	34.9	380
EUW-18C	18	3/4	29.3	58.5	66.8	49.1	16.0	34.9	388
EUW-24C	24	3/4	38.3	76.5	82.5	49.1	16.0	34.9	390
EUW-30C	30	3/4	47.3	94.5	98.0	49.1	16.0	34.9	393
EUW-36C	36	3/4	56.3	112.5		49.1	16.0	34.9	396
EUW-48C	48	3/4	74.3			49.1	16.0	34.9	434
EUW-60C	60	3/4	92.3			49.1	16.0	34.9	440
EUW-72C	72	3/4	110.3			49.1	16.0	34.9	446
EUW-09D	9	1	16.3	32.5	36.875	49.1	16.0	34.9	382
EUW-12D	12	1	20.8	41.5	52.5	49.1	16.0	34.9	383
EUW-18D	18	1	29.8	59.5	68.125	49.1	16.0	34.9	391
EUW-24D	24	1	38.8	77.5	83.875	49.1	16.0	34.9	393
EUW-30D	30	1	47.8	95.5	99.375	49.1	16.0	34.9	396
EUW-36D	36	1	56.8	113.5		49.1	16.0	34.9	399
EUW-48D	48	1	74.8			49.1	16.0	34.9	437
EUW-60D	60	1	92.8			49.1	16.0	34.9	443
EUW-72D	72	1	110.8			49.1	16.0	34.9	449
EUW-09E	9	1-1/2	17.1	34.3	38.625	49.1	16.0	34.9	383
EUW-12E	12	1-1/2	21.6	43.3	54.25	49.1	16.0	34.9	384
EUW-18E	18	1-1/2	30.6	61.3	69.875	49.1	16.0	34.9	392
EUW-24E	24	1-1/2	39.6	79.3	85.625	49.1	16.0	34.9	394
EUW-30E	30	1-1/2	48.6	97.3	101.1	49.1	16.0	34.9	397
EUW-36E	36	1-1/2	57.6	115.3		49.1	16.0	34.9	400
EUW-48E	48	1-1/2	75.6			49.1	16.0	34.9	438
EUW-60E	60	1-1/2	93.6			49.1	16.0	34.9	444
EUW-72E	72	1-1/2	111.6			49.1	16.0	34.9	450
EUW-09F	9	2	18.0	36.0	40.5	49.1	16.0	34.9	384
EUW-12F	12	2	22.5	45.0	56.125	49.1	16.0	34.9	385
EUW-18F	18	2	31.5	63.0	71.75	49.1	16.0	34.9	393
EUW-24F	24	2	40.5	81.0	87.5	49.1	16.0	34.9	395
EUW-30F	30	2	49.5	99.0	103	49.1	16.0	34.9	398
EUW-36F	36	2	58.5	117.0		49.1	16.0	34.9	401
EUW-48F	48	2	76.5			49.1	16.0	34.9	439
EUW-60F	60	2	94.5			49.1	16.0	34.9	445
EUW-72F	72	2	112.5			49.1	16.0	34.9	451
EUW-09G	9	3	19.1	38.3	43.063	49.1	16.0	34.9	394
EUW-12G	12	3	23.6	47.3	58.688	49.1	16.0	34.9	395
EUW-18G	18	3	32.6	65.3	74.313	49.1	16.0	34.9	403
EUW-24G	24	3	41.6	83.3	90.063	49.1	16.0	34.9	405
EUW-30G	30	3	50.6	101.3	105.6	49.1	16.0	34.9	408
EUW-36G	36	3	59.6	119.3		49.1	16.0	34.9	411
EUW-48G	48	3	77.6			49.1	16.0	34.9	449
EUW-60G	60	3	95.6			49.1	16.0	34.9	455
EUW-72G	72	3	113.6			49.1	16.0	34.9	461



DELTA T SYSTEMS

The True Measure of Temperature Control

Model	Heating Capacity (KW)	Pump Size (HP)	Minimum Circuit Ampacity			Dimensions (in)			Shipping Weight (lbs)
			460V	230V	208V	Height	Width	Depth	
EUW-09H	9	5	22.1	35.6	39.875	49.1	16.0	34.9	464
EUW-12H	12	5	26.6	44.6	50.25	49.1	16.0	34.9	465
EUW-18H	18	5	35.6	62.6	71.125	49.1	16.0	34.9	473
EUW-24H	24	5	44.6	80.6	91.875	49.1	16.0	34.9	475
EUW-30H	30	5	53.6	98.6	112.8	49.1	16.0	34.9	478
EUW-36H	36	5	62.6	116.6		49.1	16.0	34.9	481
EUW-48H	48	5	80.6			49.1	16.0	34.9	489
EUW-60H	60	5	98.6			49.1	16.0	34.9	495
EUW-72H	72	5	116.6			49.1	16.0	34.9	501
EUW-09I	9	7-1/2	25.0	38.5	42.75	49.1	16.0	34.9	474
EUW-12I	12	7-1/2	29.5	47.5	53.125	49.1	16.0	34.9	475
EUW-18I	18	7-1/2	38.5	65.5	74	49.1	16.0	34.9	483
EUW-24I	24	7-1/2	47.5	83.5	94.75	49.1	16.0	34.9	485
EUW-30I	30	7-1/2	56.5	101.5	115.6	49.1	16.0	34.9	488
EUW-36I	36	7-1/2	65.5	119.5		49.1	16.0	34.9	491
EUW-48I	48	7-1/2	83.5			49.1	16.0	34.9	499
EUW-60I	60	7-1/2	101.5			49.1	16.0	34.9	505
EUW-72I	72	7-1/2	119.5			49.1	16.0	34.9	511

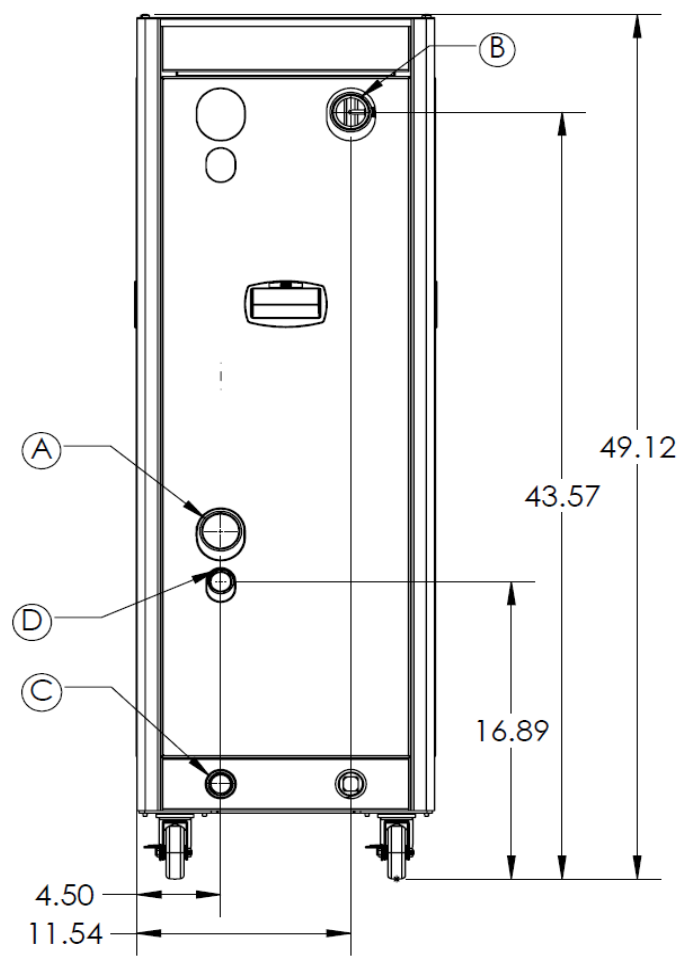




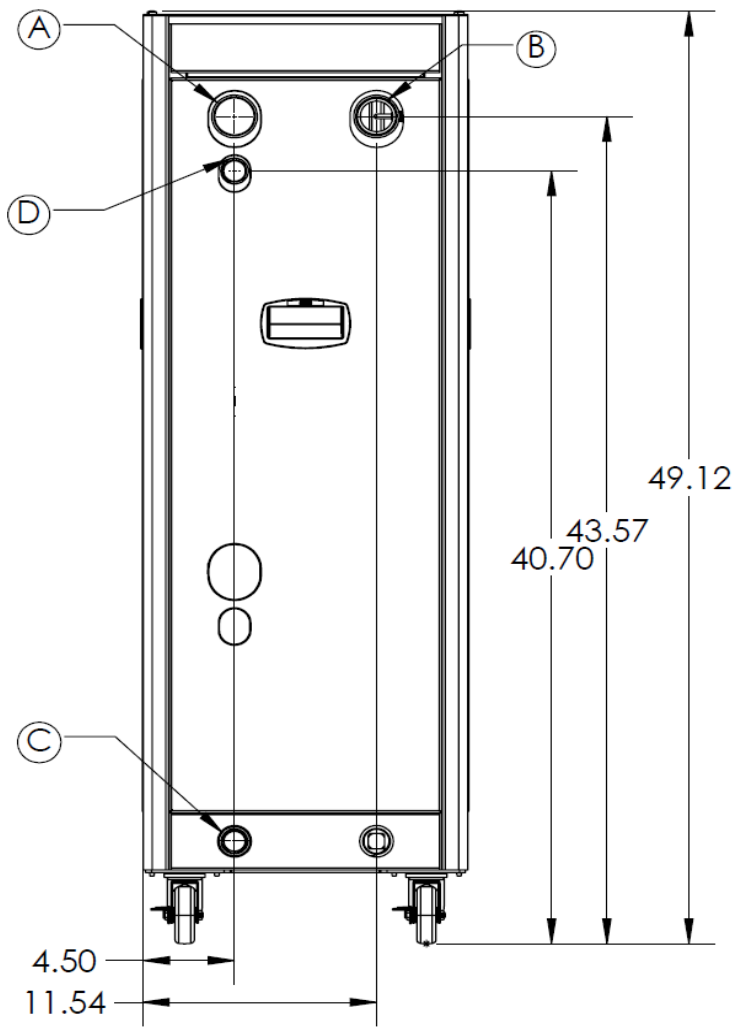
DELTA T SYSTEMS

The True Measure of Temperature Control

9 to 36 Kw



48 to 72 Kw



FROM PROCESS (A):	1-1/2**	NPT	WATER SUPPLY (C):	3/4	NPT
TO PROCESS (B):	1-1/2**	NPT	DRAIN (D):	MATCH SOLENOID SIZE	NPT

**5HP & 7-1/2HP UNITS HAVE 2" NPT PORTS for A and B



DELTA T SYSTEMS

The True Measure of Temperature Control

